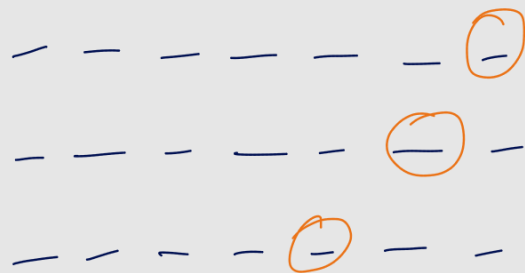


$h \rightarrow N_{Train}$

leave-1-out
LOOCV

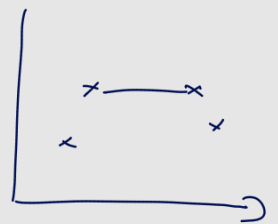


k-NN
 - average of nearest
 points in rep. space
 "most similar"

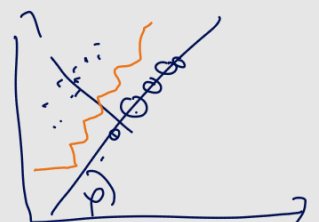
decision tree
 - orthogonal subdiv.
 in features

k-NN
 - interpolate between similar
 points

Positive Example
 - classification



- simple approx.
 - diagnostic tool



- regression

